

બ્રિજ કોર્સ-કલાસ રેડીનેસ

જ્ઞાનસેવુ

(વર્ષ 2021-22માં ધોરણ 7માં પ્રવેશ મેળવેલ વિદ્યાર્થીઓ માટે)

ધોરણ 7

અંગ્રેજી



પ્રેરણા

શ્રીમતી પી. ભારતી (IAS)
સ્ટેટ પ્રોજેક્ટ ડાયરેક્ટર,
સમગ્ર શિક્ષા, ગાંધીનગર

માર્ગદર્શન

શ્રી પ્રકાશ ત્રિવેદી
સચિવ, સમગ્ર શિક્ષા

શ્રીમતી જયશ્રી દેવાંગન (GAS)
એએસપીડી, સમગ્ર શિક્ષા

ડૉ. ટી. એસ. જોષી
નિયામક, જીસીઈઆરટી

સંપાદન - સંકલન

સૂચિતભાઈ પ્રજાપતિ

અનિલભાઈ ઉપાધ્યાય
સમગ્ર શિક્ષા

ધર્મેશ રામાનુજ

લેખન / પરામર્શન

દિલીપભાઈ ડોડીયા

રોહિતભાઈ વાળંદ

સુમનબેન પાંડે

શ્વેતલબેન પ્રજાપતિ

સુનિલભાઈ યાદવ

નયનકુમાર વ્યાસ

નીકિતાબેન વ્યાસ

ઓનલાઈન શિક્ષણ મેળવવા માટેના માધ્યમ

સમગ્ર શિક્ષા વેબસાઈટ : ssagujarat.org/StudyFromHome.html



The banner features the Government of India emblem at the top, followed by the text 'સત્યમેવ જયતે' (Satyameva Jayate). Below this, it says 'શિક્ષણ વિભાગ' (Ministry of Education) and 'ગુજરાત સરકાર' (Government of Gujarat). The central theme is 'હવે ઘરે બેઠા જ બાળકો માણશે જ્ઞાનનો અખૂટ ખજાનો' (Now sitting at home, children will enjoy the treasure of knowledge). The main title 'હોમ લર્નિંગ' (Home Learning) is prominently displayed. Below it, the text reads 'ટીવીના માધ્યમથી, દૂરદર્શન કેન્દ્ર ડી.ડી. ગિરનાર ચેનલ પર વિદ્યાર્થીઓ માટે હોમ લર્નિંગ' (Through TV, for students on the DD Girnar channel). At the bottom, it says 'શિક્ષણનો અધિકાર' (Right to Education) and 'સમગ્ર શિક્ષા સૌ ભણે, સૌ આગળ વધે' (Samagra Shiksha: All learn, all move forward). The banner also includes logos for various platforms: ગિરનાર (Girnar), Facebook, JioTV, YouTube, Teams, and DIKSHA.

ગુજરાત સરકાર દ્વારા બાયસેગ-વંદે ગુજરાતની વિવિધ ધોરણવાર ૧૬ ચેનલ વડે શૈક્ષણિક કાર્યક્રમનું પ્રસારણ



www.vande.gujarat.gov.in



બાયસેગ પ્રસારણ જોવા માટે DTH ડિશ લગાવવાથી દૂરદર્શન કેન્દ્ર તેમજ બાયસેગની તમામ ચેનલો ફીમાં જોઈ શકાય છે. DTH ડિશ નજીવા ખર્ચે લગાવી શકાય છે.



ખ્રિજ કોર્સ-કલાસ રેડીનેસ

જ્ઞાનસેવુ

ધોરણ 7

અંગ્રેજી



ગુજરાત શૈક્ષણિક
સંશોધન અને તાલીમ પરિષદ
ગાંધીનગર



સમગ્ર શિક્ષા
સૌ ભણે, સૌ આગળ વધે
ગુજરાત શાળા શિક્ષણ પરિષદ
ગાંધીનગર

પ્રસ્તાવના

વિદ્યાર્થી મિત્રો, વર્તમાન સમયમાં છેલ્લા એક વર્ષથી આપણે સૌ કોરોનાની મહામારી સાથે ઝઝૂમી રહ્યા છીએ. આ વિષમ પરિસ્થિતિમાં મોટેભાગે વિદ્યાર્થીઓને શાળામાં હાજર રાખી શકાયા નથી પરંતુ આપણે શિક્ષણકાર્ય બંધ રાખ્યું નથી. આપણે વર્ચ્યુઅલ રીતે આપણું શિક્ષણકાર્ય સાતત્યપૂર્ણ રીતે થાય એવા શુભાશયથી ધોરણ ૧ થી ૧૨ સુધીના સમગ્ર અભ્યાસક્રમને એપિસોડ (તાસ)માં વિભાજિત કરીને દૂરદર્શન કેન્દ્રની ડી.ડી. ગિરનાર ચેનલ તેમજ બાયસેગ મારફતે શિક્ષણ ઘરે-ઘરે પહોંચે તેવા પ્રામાણિક પ્રયત્નો કરવામાં આવ્યાં. સાથે-સાથે શિક્ષકમિત્રો દ્વારા સમયાંતરે સ્માર્ટ ફોન દ્વારા શિક્ષણ, ઘરે-ઘરે વાલી વિદ્યાર્થીઓનો સંપર્ક કરી ને પાઠ્યપુસ્તક વિતરણ, એકમ કસોટી, નિદાન કસોટી, શેરીશિક્ષણ તેમજ વિદ્યાર્થીઓને શિક્ષકો દ્વારા પ્રત્યક્ષ શૈક્ષણિક માર્ગદર્શન આપવાના સાર્થક પ્રયાસો કરવામાં આવ્યા. ગુજરાત વર્ચ્યુઅલ શાળા (GUS) અંતર્ગત ઓન લાઈન ક્લાસ પણ ચલાવવામાં આવ્યા. હોમલર્નિંગ અંતર્ગત આ તમામ સામગ્રી સમગ્ર શિક્ષા, ગાંધીનગરની વેબસાઈટ, Diksha પ્લેટફોર્મ અને ગુજરાત ઈ ક્લાસ સમગ્ર શિક્ષા યુ-ટ્યુબ ચેનલ પર ઉપલબ્ધ છે. તેનાથી આપ સૌ અવગત છો.

આ ‘જ્ઞાનસેતુ’ સાહિત્યમાં આપે ગત વર્ષ દરમિયાન પોતાના ધોરણનું શિક્ષણ હોમ લર્નિંગ અને અન્ય માધ્યમથી પ્રાપ્ત કર્યું છે. ત્યારે તેને બળવત્તર બનાવવાના હેતુથી આ સાહિત્ય તૈયાર કરવામાં આવ્યું છે. જેમાં આપવામાં આવેલ પ્રશ્નો, દાખલા અને ઉકેલ જેવી બાબતોનું લેખન કરવાનું છે. જ્યાં જરૂર જણાય ત્યાં પોતાની નોટબૂકમાં લખવાનું - ગણવાનું રહેશે. આગામી નવીન શૈક્ષણિક સત્ર જ્યારે શરૂ થાય ત્યારે આ ‘જ્ઞાનસેતુ’ સાહિત્ય અને તેને આધારે વિદ્યાર્થીઓએ કરેલ લેખનની નોટબૂક આપના શિક્ષકો દ્વારા ચકાસી જરૂરી ઉપચારાત્મક કાર્ય પણ કરાવવામાં આવશે.

આ ‘જ્ઞાનસેતુ’ સાહિત્ય વિદ્યાર્થીઓ માટે તેમને પ્રાપ્ત કરેલ જ્ઞાન અને શીખવાના જ્ઞાન વચ્ચે મહત્વના સેતુરૂપ બની રહેશે. એવી શ્રદ્ધા છે.

પી. ભારતી (IAS)

સ્ટેટ પ્રોજેક્ટ ડાયરેક્ટર,
સમગ્ર શિક્ષા, ગાંધીનગર.

‘જ્ઞાનસેતુ બ્રીજકોર્સ-ક્લાસરેડીનેસ’ના ઉપયોગ સંદર્ભે...

હોમ લર્નિંગ દ્વારા અભ્યાસ કરતા વિદ્યાર્થીઓનું એક વર્ષ પૂર્ણ થાય છે. હવે જ્યારે વિદ્યાર્થી નવા શૈક્ષણિક વર્ષમાં આવે છે ત્યારે તેમના આગળના શૈક્ષણિક વર્ષના પ્રારંભે તેમને ગયા વર્ષના ધોરણના અભ્યાસક્રમનો બ્રીજકોર્સ થાય તે હેતુસર તેમજ આ વર્ષના અભ્યાસક્રમની સમજણ માટે આગલા ધોરણની જે-જે અધ્યયન નિષ્પત્તિની સમજણ જરૂર પડે તે દરેક અધ્યયન નિષ્પત્તિની સમજ માટે આ ‘જ્ઞાનસેતુ બ્રીજકોર્સ-ક્લાસરેડીનેસ’ પુસ્તિકાનું નિર્માણ થયેલ છે.

આ ‘જ્ઞાનસેતુ બ્રીજકોર્સ-ક્લાસરેડીનેસ’ પુસ્તિકાનો અર્થસભર ઉપયોગ કરી શકાય તે માટેની અગત્યની બાબતો આ મુજબ છે :

- આ પુસ્તિકા ગત વર્ષની કક્ષાના અભ્યાસક્રમને ધ્યાને લઈ નિર્માણ થયેલ છે. એટલે કે વર્ષ ૨૦૨૦-૨૧ દરમિયાન હોમ લર્નિંગ અંતર્ગત ઘરે રહીને પૂરા વર્ષ દરમિયાન અભ્યાસ કરેલ ધોરણનો અભ્યાસક્રમ આગળના ધોરણમાં જતા પહેલાં બ્રીજકોર્સ તરીકે પૂર્ણ કરશે અને પછીજ આગળના નવા ધોરણનો અભ્યાસક્રમ ચાલુ કરશે.
- આ પુસ્તિકાનું વિષયવસ્તુ અધ્યયન નિષ્પત્તિ અને અભ્યાસક્રમની અગ્રિમ બાબતોને ધ્યાને લઈ નિર્માણ કરેલ હોવાથી પુસ્તિકાના વિષયવસ્તુના દરેક ઉદાહરણોનો પૂર્ણ મહાવરો વિદ્યાર્થી દ્વારા સમયમર્યાદામાં થાય તે જરૂરી છે.
- આપે આ પુસ્તિકાનો ઉપયોગ ગત વર્ષના પાઠ્યપુસ્તક સાથે રાખી કરવાનો છે. આ પુસ્તિકાનો કઈ રીતે ઉપયોગ કરવો તે અંગે આપના શિક્ષક દ્વારા પ્રત્યક્ષ કે પરોક્ષ રીતે માર્ગદર્શન આપવામાં આવશે.
- આ પુસ્તિકાના વિષયવસ્તુ આધારિત સમજ નિર્માણ કરવામાં સહાયક વિડીઓ સામગ્રી પણ નિર્માણ થયેલ છે જેથી તેનું પ્રસારણ ટીવી, મોબાઈલ અને અન્ય ડિજિટલ માધ્યમો દ્વારા પ્રસારિત થનાર છે. તારીખવાર ચોક્કસ સમયપત્રક પ્રમાણે વિદ્યાર્થીઓ પ્રસારણ ધ્યાનથી નિહાળે તે જરૂરી છે.
- એપિસોડનાં પ્રસારણ દરમિયાન ‘જ્ઞાનસેતુ બ્રીજકોર્સ-ક્લાસરેડીનેસ’ પુસ્તિકામાંથી શક્ય હોય તેટલા દ્રષ્ટાંતની સમજ આપવાનો પ્રયાસ તજજ્ઞ દ્વારા થશે પરંતુ પુસ્તિકાના અન્ય બાકી રહેતા ઉદાહરણોનો મહાવરો વિદ્યાર્થીએ જાતે વાલી / મોટા ભાઈબહેન / શિક્ષકની મદદથી કરવાનો રહેશે.

(પ્રકાશ કે. ત્રિવેદી)

સચિવ, સમગ્ર શિક્ષા

INDEX

1.	Where Were You ?	1
2.	Two : Mo- Chho	12
3.	Fought And Won	21
4.	Watch Your Watch	30
5.	Taste of India	42
6.	A Ship Can Walk	54
7.	In Future	63
8.	Will You Wake Up ?	73
9.	Fifth of The Sixth	81
10.	Practice Paper	84

1 Where Were You ?

- **Listen and Sing**

In the jungle, standing near the lake.

I saw a tiger looking at a snake.

In the jungle, swimming with a smile.

I saw a big green crocodile.

In the jungle, roaring loudly,

I saw a lion sitting proudly.

In the jungle, driving down the path,

I saw a hippopotamus taking a bath.

In the jungle, hanging on a tree,

I saw some monkeys laughing at me.

In the jungle on a branch of a tree,

I heard some parrots talking to me.

- આ કાવ્યમાં આવેલ પ્રાણીઓ / પક્ષીઓના નામ લખો.

- આપેલ કાવ્યમાંથી સરખા પ્રાસવાળા (Rhyming Words) શબ્દોની જોડી શોધીને લખો.

_____	_____
_____	_____
_____	_____
_____	_____

- શિક્ષકની મદદથી કાવ્યમાંથી ‘ing’ વાળા શબ્દો શોધીને લખો અને તેનું વાંચન કરો.

_____	_____	_____
_____	_____	_____
_____	_____	_____
_____	_____	_____

- **Listen and Read.**

(a) Teacher : Mahesh, give me your pencil please.

Mahesh : Here it is, ma'am.

Teacher : Thank you, put it on the table.

Mahesh : You are welcome, ma'am.

(b) Jayesh : Give me your pencil colour, Jiya.

Jiya : Sorry, I don't have pencil colour.

Jayesh : Ok give me the crayons.

Jiya : Here it is.

(જોડીમાં કામ કરો. આવા સંવાદો બનાવો અને વર્ગ સમક્ષ રજૂ કરો.)

- નીચે આપેલ ઉદાહરણ મુજબ શબ્દ બનાવી આપેલી ખાલી જગ્યામાં લખો અને શિક્ષકની મદદથી તેનું ઉચ્ચારણ કરો.

ઉદાહરણ : B + at - Bat

(Example) F + an - Fan

(1) R + at - _____

(2) H + at - _____

(3) C + an - _____

(4) P + an - _____

(5) S + ad - _____

(6) M + ad - _____

(7) P + in - _____

(8) T + in - _____

(9) L + ip - _____

(10) T + ip - _____

(11) R + un - _____

(12) S + un - _____

(13) B + it - _____

(14) S + it - _____

(15) B + ed - _____

(16) R + ed - _____

(17) P + ot - _____

(18) D + ot - _____

(19) V + an - _____

(20) R + an - _____

- **Read aloud.**

Rainy day

Yesterday, the day was bad. It was Monday. It was raining heavily. There were only seven students in the class out of twenty five. It was dark out side. Most of the students were at home.

Our class teacher is never absent. He was present in the school. He had brought hot soup for his children to make them feel nice and comfortable. We all were happy.

The rain stopped at night. Next day, the sun was shinning and the day was good. There were more students in the class today. Those who did not come on the rainy day, had missed the tasty soup.

● **Fill in the blanks.**

1. It was a _____ day.
2. Most of the students were at _____ .
3. Class teacher had brought _____ for children.
4. The rain stopped at _____ .
5. Only _____ students were present out of 25.
6. Next day, the _____ was shining.



- આપેલ ચિત્રમાં નિશા નામની છોકરી દરરોજ ડાયરી લખે છે, પરંતુ કેટલાક દિવસોની ડાયરી લખવાનું ચૂકી ગઈ છે. તે પોતાની મમ્મીને પૂછીને લખે છે. નિશા અને તેમની મમ્મીનાં સંવાદ નીચે આપેલા છે. તે વાંચો.

Nisha : Mummy, where are you ? Please come here.

Mummy : Yes, Nisha. Tell me what happened ?

Nisha : Mummy, I forgot to write the diary last week. Can you help me ?

Mummy : Yes, dear.

Nisha : Where were we on last Sunday ?

Mummy : We were at the farm.

Nisha : Oh ! yes. It was a nice day for our family.

Mummy : True.

Nisha : What was the name of that big tree ?

Mummy : Which one ?

Nisha : The one which was near the well.

Mummy : Yes, that was a Neem tree.

Nisha : OK. Where was I on Tuesday afternoon ?

Mummy : On Tuesday, what was the date ?

Nisha ; It was the 13th of this month.

Mummy : We were in the library.

Nisha : Thanks, Mummy. Where were we on the 14th of this month?

Mummy : I was at home. You went to your friend's place for studying.

Nisha : Yes, I remember now. I was with my friend.

Mummy : Do you want to ask anything else ?

Nisha : Yes, where were we on the 12th of this month.

Mummy : We were at doctor's clinic as you were sick.

Nisha : Oh ! It was a bad experience. I will not write about it in the diary.

Mummy : But it was a real experience. So, please write it.

Nisha : Sure Mummy.

- ઉપરના સંવાદને આધારે નીચેના કોઠામાં નિશાની વિગતો નોંધો.

Time	Place
last Sunday	
	in the library
on the 14th of this month	
	doctor's clinic

- Ansh's diary page of yesterday is given below. His time and places are in the table. Write full sentences in the last column. Follow the example.

(અંશનું ગઈકાલનું ડાયરી પેજ છે. તે ક્યારે ક્યાં હતો તે સમય અને સ્થળ નીચે આપેલા છે. તેના આધારે છેલ્લા કોલમમાં પૂરું વાક્ય બનાવો.)

Time	Where he was	Sentence
9:00 a.m.	At home	Ansh was at home at nine o'clock.
10:00 a.m.	At the office	He was _____ _____ .
12:00 a.m.	In a meeting	Ansh was _____ _____ .
5:00 p.m.	With his friends	He was _____ _____ .

- નીચે આપેલા કોષ્ટકમાંથી પ્રાણીઓના નામ શોધીને તેનાં ફરતે બોક્સ () બનાવો.

[COW, YAK, ELEPHANT, LION, DEER, BEAR, FOX, MONKEY]

M	O	N	K	E	Y	C	R
W	P	S	J	L	A	F	B
C	O	W	N	E	K	N	E
D	I	U	K	P	G	T	A
F	O	X	O	H	B	D	R
Q	H	C	Z	A	E	E	P
L	I	O	N	N	V	E	L
A	M	Y	U	T	I	R	X

- Fill in the blanks.**

(am, is, was, were, are)

- Today _____ Saturday.
- This year I _____ in class VI.
- This week we _____ in school.
- My friends _____ here today.
- Yesterday _____ friday.
- Last year I _____ in class V.
- Last week we _____ in park.
- They _____ not here yesterday.

● **Read and write.**

1. Yesterday _____
2. Today _____
3. Tomorrow _____
4. Day after tomorrow _____
5. Day before yesterday _____

- અહીં નીચે કેટલીક વિગતો આડી અવળી થઈ ગઈ છે. નીચે આપેલા વાક્યો વાંચો અને તે વિગતોને યોગ્ય રીતે જોડો.

Vanshika	at the circus	last night
Dr. Pal	at her farm	today morning
Maya and Mahesh	in the hospital	last week
Hitesh	at the postoffice	on Moday
Mr. Sharma	at the school	yesterday

Example : Vanshika was at her farm yesterday.

1. _____
2. _____
3. _____
4. _____
5. _____

- સામાજિક વિજ્ઞાન વિષયમાંથી ભારતના મહાન સ્વતંત્રતા સેનાનીઓના ફોટા ચોંટાડીને પ્રત્યેક વિશે બે અથવા ત્રણ વાક્ય લખો.

- _____
- _____
- _____

- _____
- _____
- _____

- _____
- _____
- _____

● Write the words in the space given.

- | | | | |
|--------------|-------|-------------|-------|
| 1. garden | _____ | 6. absent | _____ |
| 2. jungle | _____ | 7. climb | _____ |
| 3. children | _____ | 8. tree | _____ |
| 4. thank you | _____ | 9. cupboard | _____ |
| 5. present | _____ | 10. books | _____ |

● અઠવાડિયાના સાત દિવસના નામ આપેલા છે. તે વાંચો.

Monday

Tuesday

Wednesday

Thursday

Friday

Saturday


Sunday



2 Two : Mo - Chho

- Sing the following rhyme.

I have a cat.
It is so fat.
It sits on the mat,
near the bat.
when it is hungry,
it pounces on the rat.
My cat has kids,
they are kittens.
I play with them.



- Arrange the following words in dictionary / alphabetical order.

નીચે આપેલા શબ્દોને alphabet ના ક્રમમાં લખો.

Orange, apple, grapes, pineapple, watermelon, carrot, peas, cabbage,
brinjal, tomato, lemon, tea, meal, ice-cream, milk.

- | | | |
|----------|-----------|-----------|
| 1. _____ | 6. _____ | 11. _____ |
| 2. _____ | 7. _____ | 12. _____ |
| 3. _____ | 8. _____ | 13. _____ |
| 4. _____ | 9. _____ | 14. _____ |
| 5. _____ | 10. _____ | 15. _____ |

- અહીં બે ફકરાનાં વાક્યો ભેગાં થઈ ગયા છે. તે વાંચો. તથા બંને ફકરા છૂટા પાડી અને અલગ - અલગ નોંધો.

Today is Christmas. Now, we are celebrating Christmas. Before two months, we celebrated Diwali. My sister Nancy is decorating the X-mas tree. My bother Darshil decorated our house for Diwali. He was at home. Today, Darshil is not at home. He is in the hostel. My mother is preparing a cake. She prepared sweet dishes for Diwali. We received Diwali cards from friends and relatives. We also prepared Diwali cards. My father helped us for that. My father is helping Nancy now. I am enjoying the music on the CD player. I am also talking to you on the cell phone. Some friends and relatives visited us. Nancy and I enjoyed fire crackers.

- ઉપરોક્ત ફકરાને આધારે નીચેનાં કોઠામાં ઉદાહરણ મુજબ વિગતો લખો.

Now	Two months ago
Celebrating Christmas	Celebrated Diwali

- Read the following paragraph.

I Checked it !

Motu went to Chhotu's house. He called, "Hey ! Chhotu, come out." Chhotu was not at home. Chhoti, his wife, came out. She said, "Welcome Mr. Motu". She offered Motu a fruit dish. Motu replied, "No, thanks. I am in a hurry. Where is Chhotu ?" Chhoti answered, "He is at work". Motu said, "OK, please give him a tie. It is a gift for him". Motu returned to his house. Chhotu reached home late. Chhoti showed the gift. He liked it very much. He sent an SMS, "Thanks for the blanket."

- નીચેના વાક્યો કોણ બોલે છે તે લખો. જો Chhoti બોલે તો 'C' અને Motu બોલે તો 'M' લખો.

1. "Hey ! Chhotu, come out." []
2. "Welcome Mr. Motu." []
3. "He is at work." []
4. "No, thanks. I am in a hurry." []
5. "OK, please give him a tie." []

- Based on the text given above, match the statements in column 'A' with their functions in column 'B'.

(‘A’ માં વિધાનો છે અને ‘B’માં તેમાં વ્યક્ત થતાં કાર્યો છે. તેમને યોગ્ય રીતે જોડો તથા આપેલા જગ્યામાં લખો.)

A	B
1. "Chhotu, come out."	(a) Welcomes
2. "Welcome, Mr. Motu."	(b) Rejection
3. "Where is Chhotu ?"	(c) Thanks
4. "OK, please give him a tie. It is a gift for him."	(d) Stating
5. "Thank for the tie."	(e) Inquiry
	(f) Order
	(g) Request

Example : 1. "Chhotu, come out." - Order

2. _____

3. _____

4. _____

5. _____

● Who am I ?

1. I need tractor, seeds, water and sickle.

I am a _____ .

2. I go to school. I study there. The teacher teaches me.

I am a _____ .

3. I need a pair of scissors, needle, thread and a sewing machine.

I am a _____ .

4. I use stethoscope and medicine.

I am a _____ .

5. I fly a plane high up in the sky.

I am a _____ .

● Put a '×' on the odd word in the following.

(નીચેના દરેકમાં જુદા પડતાં શબ્દ પર ચોક્કસ મારો.)

1. Diwali, Christmas, Monday, Holi.

2. River, Glass, Well, Pond.

3. Apple, Mango, Banana, Summer

4. Dog, Peacock, Sparrow, Pigeon.

5. Wednesday, Friday, February, Monday.

6. Skipping, Jogging, Hopping, Garba.

7. Red, Pen, Blue, Yellow.

8. Tea, Coffee, Biscuit, Milk.

9. Morning, Today, Evening, Afternoon.

10. Bed, Table, Books, Chair.

● નીચેના શબ્દો (ter, er અથવા or) લગાવીને પૂરા કરો અને શિક્ષકની મદદથી વાંચો.

1. teach_____

2. act_____

3. driv_____

4. pot_____

5. sell_____

1. _____

2. _____

3. _____

4. _____

5. _____

● **Read the sentences.**

1. I and Maya played hockey day before yesterday.
2. Jayesh is writing an essay in English now.
3. Mohan and Radhika are singing a bhajan in the assembly now.

● નીચેના વાક્યોને શિક્ષકની મદદથી before અથવા now માં વર્ગીકૃત કરો.

Sentence	before / now
1. Pratik travelled by bicycle.	
2. My mother is going to school.	
3. I walked five kilometers.	
4. Ritesh and Hansa made rangoli.	
5. My friend is helping an oldman.	
6. Divya is practicing yoga.	
7. I am working on my computer.	
8. We prepared tasty dishes.	

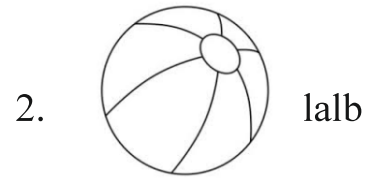
● **Use 'es' to change the given words from one to many.**

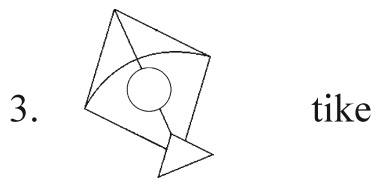
[-es] લગાવીને શબ્દો બનાવો તથા શિક્ષકની મદદથી વાંચો. (એક ઉદાહરણ આપેલ છે.)


- | | |
|-----------------------|------------------|
| 1. bus - <u>buses</u> | 6. match - _____ |
| 2. glass - _____ | 7. class - _____ |
| 3. watch - _____ | 8. peach - _____ |
| 4. box - _____ | 9. beach - _____ |
| 5. dress - _____ | 10. dish - _____ |

- Write proper word for the picture.



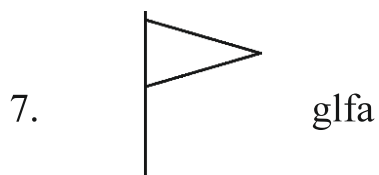


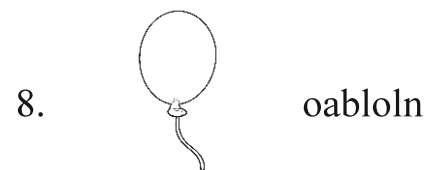












- શિક્ષકો તથા વિદ્યાર્થીઓ દ્વારા અનેક દિવસોની ઉજવણી વિવિધ પ્રવૃત્તિઓ સાથે કરવામાં આવે છે. નીચે આપેલ વાક્યોમાં જે પ્રવૃત્તિ દર્શાવેલ છે તેના આધારે ઉજવેલ દિવસનું નામ લખો.

Example : 

1. We participated in the sports day.

Ans. National Sports Days

2. Children of standard 1 were given admission in school with celebration.

Ans. _____

3. Students played the role of teacher.

Ans. _____

4. We gathered in school to plant saplings in the garden.

Ans. _____

5. We watched a children's film on that day.

Ans. _____

6. Our school had a holiday. But we gathered to remember Gandhiji.

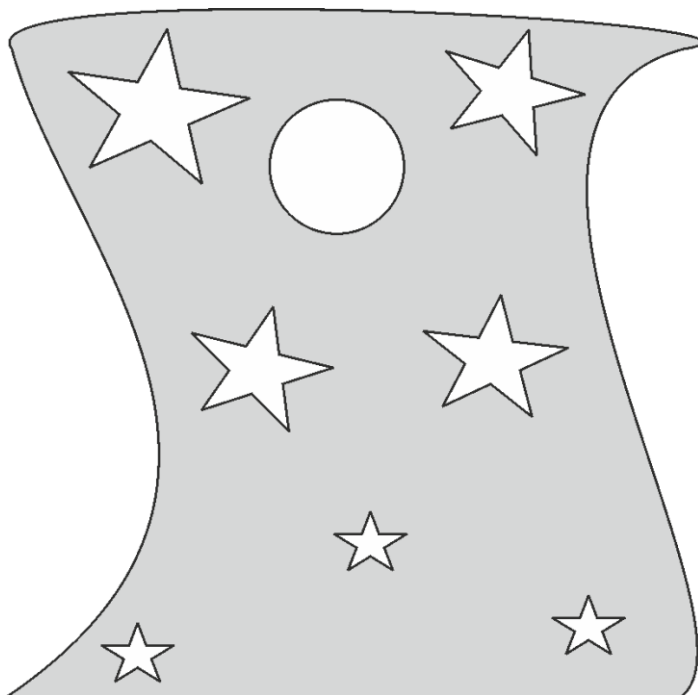
Ans. _____

- **Prepare a poster of the night sky, the stars and the moon.**

→ શું જોઈએ ?

- ❖ A sheet of black or dark blue paper.
- ❖ A sheet of silver paper.
- ❖ Sparkel (silver)
- ❖ Gum

શિક્ષકની મદદથી બનાવો.



3. Fought And Won

- Read and write.

Example :

- We wash our hands with it. →

S	O	A	P
---	---	---	---
- 1. Papa keeps the money in it. →

P				
---	--	--	--	--
- 2. You see the time with it. →

C				
---	--	--	--	--
- 3. It sails on the sea. →

S			
---	--	--	--
- 4. This animal is the king of jungle. →

L			
---	--	--	--
- 5. This helps to chew the food. →

T				
---	--	--	--	--
- 6. This day is a holiday in school. →

S					
---	--	--	--	--	--

- Search the name of colours and write.

Y	E	L	L	O	W	Z
B	L	A	C	K	H	O
R	B	L	U	E	I	R
O	P	U	N	S	T	A
W	I	G	R	E	E	N
N	N	X	E	I	S	G
I	K	T	D	B	T	E

- Read the story.

Birju, the Brave

There was a small village in the mountains. The name of the village was Surajpur. There was a big forest all around Surajpur. People in Surajpur were happy. They worked hard and grew good crops.

Birju, a young man, also lived in Surajpur. He was tall and handsome. He was wealthy too. But he was not brave. He was afraid of even a mouse. He never went out at night. The children teased him, “Birju the coward.”


Once the village sarpanch received a note from some dacoits.

“We are coming to your village tonight. Keep all your money and ornaments ready.”

The sarpanch called the villagers. He showed them the note.

Some villagers wanted to attack the dacoits. Some others said, “We shall trap them.”

Birju was also there. He stood up and told the sarpanch. “Sir, don’t worry about the dacoits. I will teach them a lesson.”



The villagers laughed.

The sarpanch said, “What ! you will teach them a lesson ! Birju, you are afraid of even a small mouse. How will you teach them a lesson ?”

Birju replied, “Give me ten strong young men. I have a plan.”

The sarpanch agreed. He asked ten strong young men to go with him.

After sunset Birju and his friends gathered at the village gate. They carried a bundle of wire and sticks. They tied the wire to the trees across the road. Then they hid themselves behind the trees.

It was dark. They did not see anyone for a long time. Late at night, the dacoits came on horseback.

They did not see the wire in the dark. One by one they fell down. Birju and his friends came out. They caught the dacoits and tied them to the trees.

The next day, the sarpanch called the police. The police arrested the dacoits.

The sarpanch and the villagers congratulated Birju and his friends.

Now Birju was not “Birju, the coward.” He was “Birju, the Brave.”

- નીચે આપેલા શબ્દો જેનું વર્ણન કરતા હોય તે વ્યક્તિ કે સ્થળનાં ખાનામાં લખો.

(young, small village, tall, handsome, forest all around, fearful, happy, hard working, in mountains)

Birju	Surajpur

- નીચેના શબ્દ સમૂહો વાંચો. વાર્તામાં આ શબ્દ સમૂહો ક્યાં આવેલા છે તે શોધો.

have a plan

tall and handsome boy

a very small village

late at night

teach a lesson

bundle of books

received a note

fell down on the ground

was afraid of

worked hard

- **Read the following paragraph. Fill in the gaps by select the proper word.**

Once the village sarpanch received a note from some dacoits.

“We are coming to your village tonight keep all your money and ornaments ready.”

The sarpanch called the village. He showed them the note.

Some villagers wanted to attack the dacoits.

Some other said, ‘We shall trap them.’”

Birju was also there. He stood up and told the sarpanch, “Sir, don’t worry about the dacoits. I will teach them a lesson.

- _____ got a note. (The sarpanch, Birju, The dacoits)
- The dacoits wanted _____ the villagers. (to loot, to teach, to tease)
- The villagers had _____. (onle one plan, two plans, no plan)
- _____ wanted to teach them a lesson. (The vaillagrs, Birju, The sarpanch)

- વાર્તાના આધારે નીચે આપેલ વાક્યોને ઘટનાક્રમમાં ગોઠવો.

1. The dacoits rode on horses.
2. The police arrested the dacoits.
3. Birju got ten strong young men.
4. The sarpanch said, “Congratulation, Birju.”
5. The sarpanch said, “How will you teach them a lesson ?”
6. The dacoits sent the note to the sarpanch.
7. Birju and his friends tied the dacoits to the trees.

1. _____
2. _____
3. _____
4. _____
5. _____
6. _____
7. _____

- **Sing the rhyme.**

We shall all learn,

We shall all learn,

We shall all learn some day...

Oh, deep in my heart,

I do believe,

That we shall all learn some day...

We shall learn to sing,
 We shall learn to sing,
 We shall learn to sing some day...
 Oh, deep in my heart,
 I do believe,

That we shall learn to sing some day.

હવે આ પંક્તિઓમાં to singના સ્થાને to speak, to write, to read વગેરે મૂકીને ગીત ગાઓ.

- **Match the action words given in column 'A' with their past form in column 'B'. Then write them in 'C'.**

A	B	C
(1) Tell	Wanted <input type="radio"/>	(1) Tell - told
(2) Live	Hid <input type="radio"/>	
(3) Stand	Called <input type="radio"/>	
(4) Tease	Asked <input type="radio"/>	
(5) Catch	Laughed <input type="radio"/>	
(6) Call	Lived <input type="radio"/>	
(7) Want	Caught <input type="radio"/>	
(8) Hide	Told <input type="radio"/>	
(9) Laugh	Came <input type="radio"/>	
(10) Ask	Arrested <input type="radio"/>	
(11) Come	Stood <input type="radio"/>	
(12) Arrest	Teased <input type="radio"/>	

- **Read the paragraph and answer the questions.**

Raj and Ria studied together in the school. Raj played cricket and Ria was interested in basket ball. They both enjoyed playing their favourite games. But both of them had one common choice of fruit. They liked mangoes. Both ate mangoes from the farm of mango trees. They were very happy.

1. What was the name of the boy ?

Ans. _____

2. What was the name of the girl ?

Ans. _____

3. Which game did Ria like to play ?

Ans. _____

4. Which game did Raj like to play ?

Ans. _____

5. Which fruit was liked by both of them ?

Ans. _____

6. Give opposite of 'happy' × _____ .

- **Following is the description of Raju's birthday party. Fill in the blanks and complete the paragraph.**

(નીચે રાજુની બર્થડે પાર્ટીનું વર્ણન કોંસમાં આપેલ શબ્દોમાંથી યોગ્ય શબ્દ પસંદ કરી પૂર્ણ કરો.)

Last Sunday, I _____ (an/was) at Raju's home. It was his 11th birthday. Raju _____ (has/had) held a party at home. Aman and

Jainam _____ (was/were) late. Raju _____ (have/had) cut the cake. All _____ (wish/wished) him a birthday. We all _____ (sing/sang) and _____ (dance/danced). We _____ (have/had) ice-cream and snacks. Raju _____ (get/got) some gifts. It _____ (is/was) a nice party.

- **Rewrite the above paragraph.**

- **Sing and enjoy.**

A funny town

I lived in a funny town,

Where everything was upside down.

The birds walked and the humans flew,

Where the trees were totally blue.

Trees talked and laughed a lot,
They stole each other's fruits and fought.
The bear was gentle, kind and sweet,
He never ever ate raw meat.
Fishes went to school in a pool,
Where a frog as principal did rule.
The sky was green and the water flew,
And told me "In life always be true".

4 Watch Your Watch

- **Make the pairs of the opposite words.**

Group-A : fast, good, useful, first, happy, then, heavy, stop, important,
long

Group-B : short, unhappy, unimportant, slow, useless, bad, last, light,
now, begin

Group-C : (1) fast × slow

(2) _____

(3) _____

(4) _____

(5) _____

(6) _____

(7) _____

(8) _____

(9) _____

(10) _____

- આ વાર્તા સાંભળો, વાંચો અને ભજવો.

The Sparrow's Swing

The tower clock in the Juna Bazaar is very old. All the three hands of the clock quarrelled one day.

The thin hand shouted : “I am very fast.”

The long hand screamed : “But I am not very slow.”

The short hand nodded.

The thin hand said : “You all run after me.”

The long hand said : “No, I have my own speed.”

The short hand said nothing.

The thin hand tic-talked : “I am useful in science and sports.”

The long hand tic-talked : “I am important for all the people.”

Now, the short hand was angry, “Stop your noise.” He kicked hard. The thin and the long hand fell down. Kanjibhai noticed this first. He looked up to set his wrist-watch. He informed the municipality. The municipality replaced it with a digital clock. But then, a sparrow went to the chief officer. It complained, “Where is my swing ? Where shall I sit, sing and play ?”

- વાર્તાના આધારે જોડકાં જોડો.

A

B

- | | |
|---------------|---------------------------------------|
| 1. short hand | 1. Where are the hands of the clock ? |
| 2. long hand | 2. I run fast |
| 3. thin hand | 3. I am also important |
| 4. sparrow | 4. The clock is not working |
| 5. Knajibhai | 5. It shouted, “stop the noise.” |

- નીચે આપેલા વાક્યોને યોગ્ય ક્રમમાં ગોઠવો જેથી ‘The Sparrow’s Swing’ વાર્તા બને.

[] The municipality adopted the new technology.


[] The short hand kicked out the minute hand and the second hand.

[] The sparrow complained. “Why did you take off my swings ?”


[] The thin hand declared that it works more.

[] The long hand claimed that it is more important.


- તમારા શિક્ષક છ વિદ્યાર્થીઓને વર્ગમાં જુદી-જુદી જગ્યો ઊભા રાખશે તે દરેક પાસે એક ઘડિયાળનું ચિત્ર છે. તે દરેક પાસે જાવ અને તે દરેક ઘડિયાળનો સમય નોંધો. આ પ્રવૃત્તિ માટે તમને નીચેના ચિત્રો ઉપયોગી થશે.




half past eight




quarter to five




quarter past ten



three o'clock



twenty to seven



ten past eleven

- Select the correct meaning of the underlined word and put a tick mark '✓' in the given box.

(નીચે આપેલ વાક્યોમાં લીટી દોરેલા શબ્દનો અર્થ ધરાવતો વિકલ્પ પસંદ કરો અને તેની સામે આપેલા ચોરસમાં '✓' ની નિશાની કરો.

- There is a lot of noise here. I can't hear you.

(a) musical sound ☐ (b) loud sound ☐

(c) loud and unwanted sound ☐

2. I said, “I have no licence. I am ready to pay fine.

(a) money to pay as punishment ☐ (b) earned money ☐

(c) lost money ☐

3. I will fetch water from that well. You sit there.

(a) give ☐ (b) bring ☐ (c) collect ☐

4. He approached me and informed all the things.

(a) came very closer ☐ (b) called ☐ (c) asked ☐

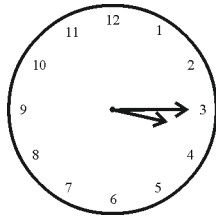
5. Lata whispered in my ear. Nobody heard it around.

(a) spoke softly ☐ (b) talked slowly ☐ (c) spoke loudly ☐

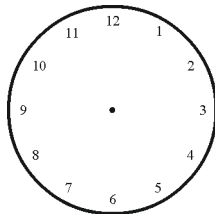
● **Show the correct time on each clock.**

(દરેક ઘડિયાળમાં સાચો સમય દર્શાવો.)

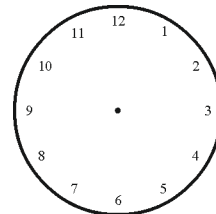
Example : (a) It is three fifteen.



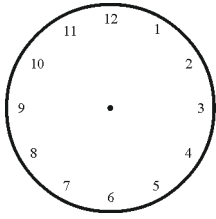
(b) It is half past three.



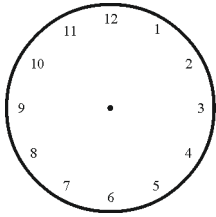
(c) It is quarter to six.



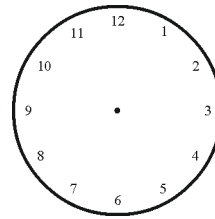
(e) It is quarter to four.



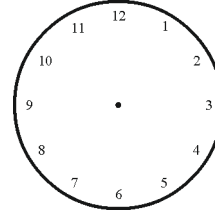
(f) It is ten past ten.



(g) It is five to eight.



(i) It is half past five.



● **Read the following passage.**

It was fifteen to ten. I drove my car fast. I hoped to reach in time. I increased the speed of my car. The traffic light was red. I was unable to stop my car at the traffic signal.

● **Write 'true' or 'false'.**

True / False

1. The time of happening was 10:15. _____
2. The rider drove the car fast. _____
3. The rider stopped the car at the red light of traffic signal. _____
4. Here 'I' is for the rider of the bike. _____

- **Read the story.**


A different experience

I had a bad experience.

It happened last week. There was a marriage ceremony in my neighbourhood. There was a lot of noise. I could not sleep properly. So I woke up at half past eight. I got up quickly and took a shower in a hurry. I had no time to take a cup of tea.


It was ten to nine. I drove my bike fast. I hoped to reach on time. I accelerated the bike. The traffic light was red. I failed to stop my bike at the traffic signal.

I continued to drive fast. A policeman stopped me at the next circle. “Oh shit!” I



whispered. The policeman approached me, “Good Morning, you ran the red light. Can I see your driving licence and papers, please.” I got off my bike. I tapped my back pocket. I searched in my bag. I peeped into my side case. No sign of my wallet. “Excuse me officer, I left my wallet at home. I am in a hurry,” I said. Of course, the policeman did not accept my excuse. He told me, “Keep your bike here. Go home and come with the licence.” Luckily, I had some coins in my bag. I caught a public transport and went back home.

At half past nine, I returned to the officer. I showed him my driving licence and papers. I paid the fine and collected my bike. When I kicked my bike again, the time was quarter past nine. Late, very late. I knew, my boss will be very angry.



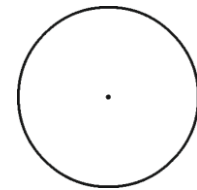
So, I drove the rest of the road like hell.

When I arrived at my office, I was surprised. The gate of the office was closed. The main door was also closed.

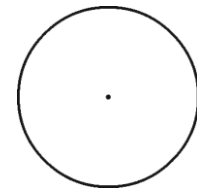
Then I realised the mistake. I checked the day on my cell phone. It was Sunday.

- ‘A different experience’ વાર્તામાં અલગ અલગ જગ્યાએ સમયનો ઉલ્લેખ કરેલ છે. તેની યાદી બનાવો તથા ઘડિયાળનું ચિત્ર દોરીને તેમાં સમય દર્શાવો.


1. _____



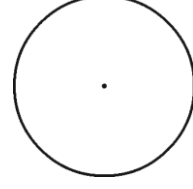
2. _____



3. _____



4. _____



● નીચેના શબ્દ જૂથ વાંચો.

1. took a shower

2. went back home

3. reach on time

4. paid the fine

5. failed to stop

6. cup of tea

7. ran the red light

8. excuse me

9. fetch the license

10. like hell

● તમે અને તમારા સંબંધીઓ સામાન્ય રીતે શું ભૂલી જતા છો છો ? લખો અને વર્ગ સમક્ષ રજૂ કરો.

❖ My mother forgets _____ .

❖ My father forgets _____ .

❖ My sister forgets _____ .

❖ My brother forgets _____ .

❖ My teacher forgets _____ .

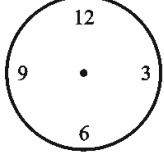
❖ I forget _____ .

❖ My friend forgets _____ .

- અહીં વડોદરા - અમદાવાદ મેમુ ટ્રેનનો સમય આપ્યો છે. દરેક સમય માટે ઘડિયાળમાં કાંટા દોરો અને સમય અંગ્રજીમાં લખો.

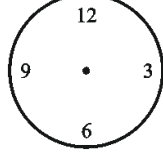
Vadodara

4 : 30



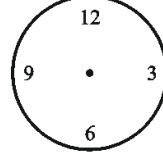
Vasad

4 : 45



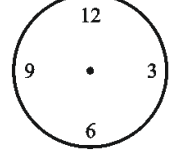
Anand

5 : 20



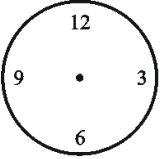
Nadiad

5 : 55



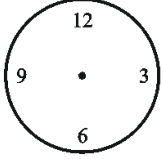
Mahemdavad

6 : 15



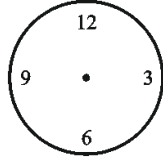
Maninagar

6 : 45



Ahmedabad

7 :00



- ઉપરના સમયપત્રક પરથી નીચેના પ્રશ્નોના જવાબ આપો.

1. At what time did the train reach Mahemdavad ?

Ans. _____

2. The platform clock showed quarter to seven. Which station was it ?

Ans. _____

3. A passenger reached the station at half past four. He waited for the train for fifteen minutes. Which station was it ?

Ans. _____


4. Neelam's father reached Nadiad station to pick her up. He reached ten minutes before the arrival time. When did he reach the station ?

Ans. _____

● આપેલ ખાલી જગ્યામાં તમારી રોજની ક્રિયાઓનો સમય અંગ્રેજીમાં લખીને શિક્ષકને બતાવો.

1. I wake up at _____ .
2. I take my breakfast at _____ .
3. I study in the morning from _____ to _____ .
4. I take my lunch at _____ .
5. I take rest for 2 hours from _____ to _____ .
6. I go to play in the garden at _____ .
7. I take my dinner at _____ .
8. I go to sleep at _____ .

- **Draw a picture of clock with its three hands and colour it.**

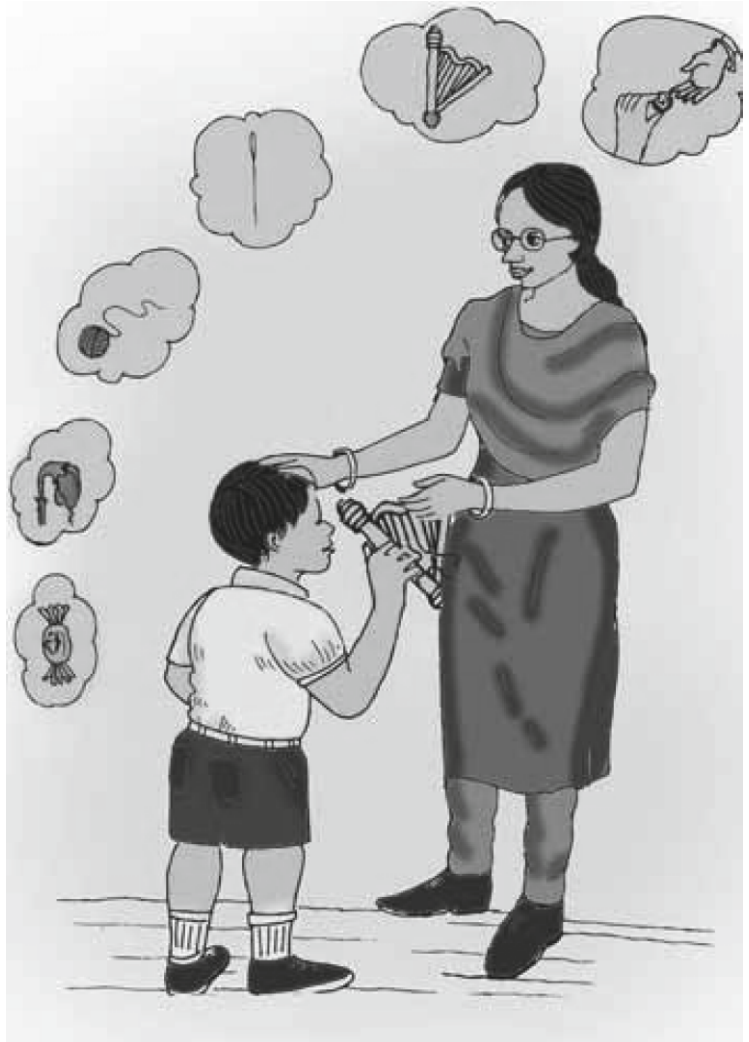


5 Taste of India

- Recite the poem.

A Mind-activating Day

I went to the city.
To see Mrs. Sweety.
She gave me a rupee.
To buy a toffee.
The toffee was sour,
So I bought a flower.
The flower was dead.
So I bought some thread.
The thread was thin,
So I bought a pin.
The pin was sharp,
So I bought a harp.
The harp wouldn't play,
So I gave it away.
I went back to the city.
To see Mrs. Sweety.



- Find out the rhyming words from the poem.

- | | |
|-----------------|------------------|
| 1. city - _____ | 4. dead - _____ |
| 2. sour - _____ | 5. sharp - _____ |
| 3. thin - _____ | |

- **Complete the table.**

I gave back	It
Example : 1. toffee	was sour
2. flower	_____
3. thread	_____
4. pin	_____
5. harp	_____

- **Make sentences using the table.**

Example : 1. I gave back the toffee. It was sour.

2. _____
3. _____
4. _____
5. _____

- **Solve the riddles and write the answer in the given box. Draw its picture in the given box.**

1. I change my shape.

I look white.

You see me in the night.

With stars so bright.

--	--	--	--

2. You see us at night.

We make the sky bright

We twinkle in the night.

What a lovely sight !

--	--	--	--	--

--

3. My seven colour are there

after a shower of rain.

I am beautiful and bright,

You don't see me at night.

--	--	--	--	--	--	--

--

4. I am a hot ball of fire.

I give heat and light.

I shine in the day,

to let children play.

--	--	--

--

5. Puffy and fluffy.

Sometimes white,

Sometimes grey.

We bring rain.

--	--	--	--	--	--

--

- Read the following dialogues, take the help of your teacher.

(શિક્ષકની મદદથી નીચે આપેલ સંવાદ યોગ્ય આરોહ - અવરોહ સાથે વાંચો.)

Dialogue - 1

→ Kamlaben, I am making tea.

But I don't have milk.

Will you please give me some milk ?

Dialogue - 2

→ Ruhiben, I am making tea.

I don't have sugar.

Will you please lend me some sugar ?

→ Of course, Sheelaben.

Why not ?

Dialogue - 3

→ Kavitaaben, are you there ?

Please come, Sheelaben.

Kavita is not at home.

How can I help you ?

→ Rameshbhai, I am making tea. → Sheelaben, kavita has come.

But I don't have tea leaves.

She is just behind you.

Will you please give me ?

She will make tea. Please don't prepare it yourself.

You can have the tea here only.

- **Complete the dialogue, using the clues.**

Teacher : We are planning a cricket match. But we don't have the kit.

Pritesh : _____

Teacher : Fine, but what about the stumps.

Manish : _____

Teacher : Okay, Manish. That's very good. Someone should bring a ball and a bat too.

Jashvant : _____

Teacher : Who will bring the gloves and helmet ?

Nitin : _____

Teacher : That's correct. Who will be the umpire ?

Manoj : _____

Teacher : That's great.

Clues :

- ❖ Sir, there is a ball and a bat in our sports room.
- ❖ Sir, we will use a chair in place of stumps.
- ❖ Sir, I'll bring the balls.
- ❖ We don't need gloves and helmet. We will play with a tennis ball.
- ❖ Sir, I think Maganbhai the Mid-Day meal cook, is a big fan of cricket. He can be the umpire.

- Read the following story.

Taste the Waste

The Maharaja of Travancore ordered a huge dinner. That was for many important guests. So the Maharaja personally came to the kitchen. He wanted best dishes for the guests. The cook was busy with his work when the Maharaja came.



Cook : Welcome, My Lord ! I am happy to see you here.

King : Your dishes smell really good.

Cook : Thank you, Your Majesty.

King : (Pointing to the scraps in the basket) What is there in the basket?

Cook : That is vegetable waste, Your Majesty. I will throw it away.

King : No, no. You cannot waste all the vegetables. Find a way to use them.

Cook : Surely, I will.

Then the king left the kitchen. the cook was worried. He stared at the scraps and started thinking. He had an idea. he first washed the vegetables. Then he cut the vegetables into long strips. He put them in a big pot. He started to cook it. He ground some fresh coconut, green chillies and garlic together. He added this paste into the vegetables. He then added salt, too. he added some whipped curd to the curry. he also poured a few spoonfuls of coconut oil. He then decorated the dish with curry leaves. The new dish was ready. He served the dish to the guests. Everyone liked it very much.

The guests: What is the name of the dish ?

(The cook was confused)

Cook : The name of this dish is “uh-vi-ul” (*Avial*).

Avial became famous all over Kerala. And just imagine, it all came from a basket of waste ! Do you know who the cook was ? It was Bhima, one of the Pandavas. And the king was King Virata. Pandavas were hiding in his kingdom. *Avial* is also popular in Tamil Nadu.

● **Write the action-word from the sentence in the bracket.**

Example : The king left the kitchen. [left]

1. Maharaja ordered a huge dinner. []
2. The cook washed to vegetables. []
3. The cook cut the vegetable into long strips. []
4. Maharaja personally came to the kitchen. []
5. The cook decorated the dish with curry leaves. []

- નીચેના વાક્યો વાર્તાના ઘટનાક્રમ મુજબ ગોઠવો.

Grind some coconut, green chillies and garlic.

Cut the vegetable scraps into long strips.

Wash and clean the mixture of vegetable bits.

Decorate it with carry leaves.

Whip some curd and mix in it.

Pour some coconut oil on top.

Avial is ready.

- **Names of certain dishes are given below. Write the name of ingredients required to cook them. Take the help of your teacher.**

(વાનગીઓના નામ નીચે આપેલા છે. તેને બનાવવા માટે કઈ કઈ વસ્તુઓની જરૂર પડે છે, તે લખો.)


1. Dal-Dhokli : _____

2. Khichdi : _____


3. Dal-Batti : _____

- Look at the pictures and fill in the blanks with appropriate prepositions given in the bracket.

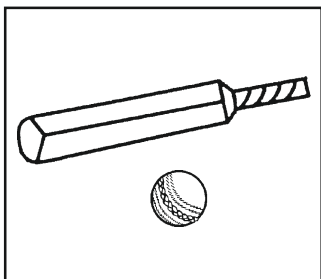
[in, under, behind, into, near, on]



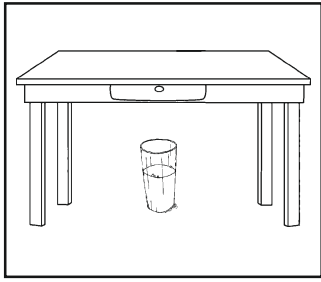
1. The vase is _____ the table.




2. The eggs are _____ the nest.




3. The ball is _____ the bat.



4. The glass is _____ the table.



5. The cat is _____ the table.



6. The boy is coming _____ the room.

● **Underline the prepositions in the given sentences.**

1. Rohan is standing between Mohan and Sohan.
2. The sun is above my head.
3. Rita is sleeping on the bed.
4. I am hiding behind the door.
5. The children are sitting in front of the door.

- Solve these riddles. Draw the spice in the given space.



1. I am red.

You can powder me.

You cannot add too much of me.

If you add more, you cry.

Tell me, who am I ?



2. I am yellow.

You can powder me.

I give colour to your food

I am also applied on wounds.

Tell me, who am I ?


3. I am black.


I am very small & round.

I can be powdered.

Sharp and spicy taste is mine.

Tell me, who am I ?





4. I am white.

I am very important.

Without me, there is no taste.

All vegetables need me.

Tell me, who am I ?

- **Read aloud the following lines.**

1. Work while you work

play while you play;

To be useful and happy

That is the way.

2. Early to bed

Early to rise;

That makes a man

Healthy, wealthy and wise.

- **Draw pictures of fruits and vegetables you like and colour them.**

Fruits	Vegetables

6. A Ship Can Walk

- તમારા શિક્ષક નીચેના શબ્દો બોલશે અને તે પ્રમાણે અભિનય કરશે. તમે તે પ્રમાણે બોલો અને અભિનય કરો.

Jump, sit, stand up Raise your hand, Hold your ear, touch your nose, dance, hop, bend, laugh, cry, close your eyes, join your hands, jump again.

- Recite and sing.**

I am jumping

I am jumping, look at me

Can you jump as I do ?

Yes, I can, yes I can.

I am dancing

I am dancing, look at me

Can you dance as I do ?

Yes, I can, yes I can.

I am sleeping


I am sleeping, look at me

Can you sleep as I do ?

Yes, I can, yes I can.



- **Animals have special abilities. Read the following sentences aloud.**



A hippopotamus can run
faster than a man.

A rat can last longer without
water than a camel.




The Siberian tiger is the largest cat in the world. It
weighs upto 300 kilograms. It can eat 27.2 kilogram
of meat at one mealtime.

A crocodile cannot move its
tongue and can't chew.



The ant can lift 50 times its own weight.

The fastest mammal: Dolphin can swim
upto 56 kilometers per hour.



A giraffe can clean its ears with its 21 inch long tongue.

- List out the names of all animals that you have read in the above activity.

(ઉપરોક્ત પ્રવૃત્તિમાં આવેલા પ્રાણીઓના નામ નીચે લખો.)

1. _____

5. _____

2. _____

6. _____

3. _____

7. _____

4. _____

- Some sentences are given below. They are related to abilities of animals. Classify them in the appropriate column.

1. Ship of the desert.

6. Cannot eat thorny food.

2. Thorns cannot prick it.

7. Can run 80 kilometers an hour.

3. Has thick pads.

8. king of the forest.

4. Needs water every day.

9. Also has pads in feet.

5. Can store water for two weeks.

10. Does not eat everyday.

Camel	Lion
Ship of the desert	King of the forest

- **Write a paragraph on a camel.**

- **Based on the above paragraph, answer the questions with ‘YES’ or ‘NO’.**

1. Can the camel store food in its stomach ?

2. Can the camel walk easily on hot sand ?

3. Are there thorny bushes in the desert ?

4. Can thorns prick camel’s tongue ?

5. Can camel store water for two weeks ?

- **Write one sentence about the below given professionals.**

1. Tailor :

2. Barber :

3. Carpenter :

4. Doctor :

5. Teacher :

- આપેલ શબ્દના **rhyming word** ○ કરો.

- | | |
|-----------------------------|----------------------------------|
| 1. cat : cake, rat, bird | 4. tower : kite, flower, leaf |
| 2. pear : bear, apple, book | 5. fun : run, toy, doll |
| 3. bee : cup, drum, tree | 6. spread : gate, thread, butter |

- **Read with the help of your teacher.**

hear	-	ear	sound	-	ground
fear	-	near	bun	-	fun
tear	-	rear	boy	-	toy
bread	-	thread	come	-	some
live	-	give	blow	-	slow
so	-	go	born	-	horn
sky	-	fly	say	-	way
jump	-	pump	sad	-	bad
night	-	bright	cot	-	pot
old	-	gold			

- **Read the passage given below and fill in the blanks by using the words given in the bracket.**

It was sunny day. The sun was shining brightly. A little frog was jumping here and there. It was very hot. The frog felt tired. He wanted water. Suddenly, he saw a pond filled with water. He became very happy.

He jumped into it. He felt better and started swimming in the cool water. He stayed there for long. After some time he came out of the pond and sat on a rock to rest.

(tired, cool, frog, sun, swimming, happy)

It was a sunny day. The _____ was shining. A _____ was jumping. He was _____. Seeing a pond of water, he became _____. The frog started _____ and felt _____.

- **Add ‘-ing’ to the given words and write the newly formed word in the given box.**

e.g. run -

1. dance -

6. walk -

2. climb -

7. hear -

3. sleep -

8. cut -

4. fly -

9. roar -

5. jump -

10. crawl -

- નીચે આપેલી વિગતો વડે Rhyme બનાવો અને વર્ગ સમક્ષ રજૂ કરો.

Animal	Yes	No
Rabbit	run	climb
Elephant	lift	jump
Rat	cut	roar
Dog	smell	climb
Frog	hop	dance
Bat	fly	jump
Crocodile	crawl	chew

e.g. :

Rabbit : I am running, I am running,
look at me, Can you run as I
do ?

Elephant : No, I can't. No, I can't.

- Where they move.**

નીચે આપેલા વાહનોના નામ વાંચો. જો તે વાહન જમીન (Land) ઉપર ચાલતું હોય તો આપેલ બોક્સમાં 'L' લખવું, જો હવામાં (Air) ચાલતું હોય તો 'A' લખવું અને જો પાણીમાં (Water) ચાલતું હોય તો 'W' લખવું.

- | | |
|--------------------------------------|--|
| (1) Bus - <input type="text"/> | (6) Jeep - <input type="text"/> |
| (2) Ship - <input type="text"/> | (7) Van - <input type="text"/> |
| (3) Boat - <input type="text"/> | (8) Bicycle - <input type="text"/> |
| (4) Aeroplane - <input type="text"/> | (9) Scooter - <input type="text"/> |
| (5) Tractor - <input type="text"/> | (10) Helicopter - <input type="text"/> |

- Here is a list of things. Write about them.

a pencil

e.g. : I am helpful for writing

I can draw good pictures.

My write up can be erased.

a book

an apple

a comb

a television

a chair

7. In Future

- **Fill in the blanks.**

1. My name is _____ .
2. My father's name is _____ .
3. My mother's name is _____ .
4. I study in _____ class.
5. The name of my school is _____ .
6. I like to play _____ .
7. My best friend is _____ .
8. My favourite teacher is _____ .
9. I live in _____ city / village.
10. I love my state _____ .

- **Read the below given sentences.**

1. Today is Monday.
2. Yesterday was Sunday.
3. Tomorrow is Tuesday.

- **Fill in the blanks with yesterday, today or tomorrow.**

- | | |
|--|--|
| 1. Today is Saturday.
_____ is Sunday. | 3. _____ is Monday
_____ was Sunday. |
| 2. _____ was Thursday.
_____ is Friday. | 4. _____ was Friday.
_____ is Sunday. |

- **There is a Science Fair at Anand Cluster Resource Center today. GCERT reader Mr. Ahir is visiting CRCs. Let us listen to him.**

“Namaskar. Congratulations to all. I am very happy with your science projects and models. *Solar mobile charger, project on food preservation techniques, low cost math teaching models and Android application for roll-call are very interesting.* The students here are very confident. They answered all the questions. I was at Bhuj yesterday. I visited Madhapar and Kukma CRCs. At Madhapar, I liked the project on *low-rain farming*. At Kukma, *a cell phone model of voice translator* was interesting.

I will visit Valsad district tomorrow. I will tell them about your models. I will visit the district science center at Dharampur.

- **Fill in the blanks using the information given above.**

Yesterday

- ❖ Mr. Ahir was at _____ yesterday.
- ❖ He visited _____ and _____ CRC.

Today

- ❖ He is at _____ today.
- ❖ The students at Anand CRC _____ confident.

Tomorrow

- ❖ He will visit _____ district tomorrow.
- ❖ He will also visit _____ at Dharampur.

- **Yesterday** (ગઈકાલ), **today** (આજ) અને **tomorrow** (આવતીકાલ) નો ઉપયોગ કરી શિક્ષક તેમની ત્રણ દિવસની દિનચર્યાની વાત કરશે. તે ધ્યાનથી સાંભળો તથા તમે પણ વર્ગ સમક્ષ તે રીતે તમારી દિનચર્યાની વાત કરો.

e.g. : શિક્ષકની દિનચર્યા (Teacher's routine)

(a) I cooked dal-roti yesterday.

I will cook dal-baati tomorrow.

(b) I did yoga today morning.

I will go for a walk in the evening.

વિદ્યાર્થીમિત્રો તમારી દિનચર્યા રજૂ કર્યા બાદ નીચે આપેલ જગ્યામાં લખો.

(a) _____

(b) _____

- **There will be a sports day celebration at our school tomorrow. Read the plan of school for the sports day.**

Teacher	Students	Work	Time
Hasmukhbhai	Pooja, Ram, Richa	Registration	8 a.m. to 9.00 a.m.

Varshaben	Megha, Purva Rohit	Make the students seating arrangement	9:00 a.m. to 9:30 a.m.
Snehaben	Rakesh, Nimisha Jaydeep	Make the participants ready for game	9:30 a.m. to 10:00 a.m.
Charuben	Bharti, Ajay, Sahil	Welcome the judges and guests	10:00 a.m. to 10:30 a.m.

- **Fill in the gaps based on the table and complete the paragraph. Read the paragraph twice.**

(9:30, Charuben, Nimisha, school, Rohit, 8 a.m. to 9 a.m., game, seating)

The sports day members and participants will reach the _____ at eight in the morning. Entry and registration will be done from _____ a.m. to _____ a.m. Megha, Purva and _____ will look after the seating arrangement for the sports day. At _____ a.m. participants will be ready for their _____. Rakesh, _____ and Jaydeep will guide them. _____ and her team will look after the judges and guests.

- Find 'O' family words from the table and write them.

n	o	d	p	a	l	m
q	c	r	o	d	b	o
h	f	o	d	c	e	b
n	x	t	r	o	b	v
g	z	G	o	d	u	d
l	c	o	b	l	j	w
s	o	b	s	k	m	y

- Nod _____
- _____
- _____
- _____
- _____
- _____
- _____
- _____
- _____

- What do you want to become ? Write about it in the space given below.

→ I will become a _____

- Talk to your favourite persons. Fill the table with the necessary information.

Post	Name	His / her quality
Farourite Teacher		
Shopkeeper		
Favourite uncle/Aunt		

- શિક્ષકની મદદથી નીચે આપેલ **Rhyme**નું અભિનય સાથે ગાન કરો.

The wheels on the bus go round and round
Round and round, round and round.

The people on the bus go up and down
up and down, up and down.

The doors on the bus go open and shut
Open and shut, Open and shut.

The horn on the bus goes beep, beep, beep
Beep, beep, beep, beep, beep, beep.

The baby on the bus says wah, wah, wah
Wah, wah, wah, wah, wah, wah.

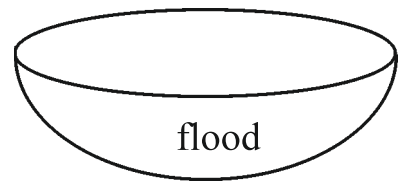
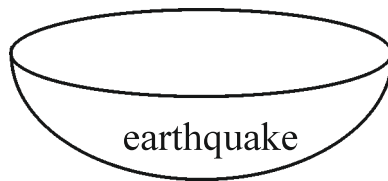
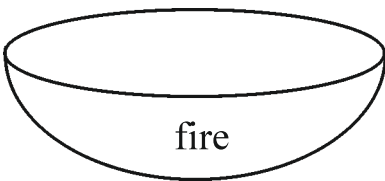
The mummy on the bus says shh, shh, shh
Shh, shh, shh, shh, shh, shh.

● **Fill in the blanks with the correct articles.**

1. This is _____ pencil. (a / an). _____ (An / The) pencil is red.
2. I eat _____ (a / an) orange. _____ (The / A) orange is sweet.
3. _____(An / The) sky is blue. _____ (An / The) sun is in _____ (an / the) sky.
4. I have _____ (a / an) pet dog.
5. This is _____ (a / an) egg. Put it on _____ (an / the) table.
6. I have _____ (a / an) banana and _____ (a / an) apple.
7. I want to eat _____ (a / an) ice-cream. _____ (The / A) ice cream is cold.

● **What will you do when disaster will strike ?**

ત્રણ કટોરાને નામ આપો. એક વિદ્યાર્થી પાસે ‘fire’ નો કટોરો, બીજા વિદ્યાર્થી પાસે ‘earthquake’ નો કટોરો અને ત્રીજા વિદ્યાર્થી પાસે ‘flood’ નો કટોરો હશે. નીચે જે વાક્યો આપેલા છે તેની પટ્ટીઓ બનાવીને તૈયાર રાખો. કટોરાને અનુરૂપ વાક્ય પટ્ટી તે કટોરામાં મૂકો.



1. Run into an open ground.
2. Stay in trees or on roofs or on higher areas.
3. Take care of children and elders.

4. Throw water, dry sand or dry dust.
5. Do not stand under trees or electric poles.
6. Call the fire brigade.
7. Do not use stairs.
8. Switch off the electricity.

Fire	Earthquake	Flood

- Write seven sentences using one word from each box.

I		painting
We		driving
He	is	swimming
She	am	sitting
It	are	talking
They		crying
You		studying

1. _____
2. _____

3. _____
4. _____
5. _____
6. _____
7. _____

- **Look at the picture carefully. Observe it and write five sentences about it.**



1. _____
2. _____
3. _____
4. _____
5. _____

શિક્ષકની મદદથી વધારે વાક્યો પણ લખી શકો છો. વાક્યોનું વાંચન કરો તથા આવી જ રીતે શાળાની બહાર પણ કોઈ વસ્તુનું અવલોકન કરી તેના વિશે લખો તથા વર્ગ સમક્ષ રજૂ કરો.

- **Recite and sing aloud.**

1. Wake up, wake up
its morning timing.
Wake up, wake up
the sun is shinning
Get up, get up
go for bathing.
Get up, get up
go for cycling.
Hurry up, hurry up
its time for working.
Hurry up, hurry up
its time for studying.
2. The rain is raining all around
It falls on fields and trees.
It rains on the umbrellas here
And on the ships at sea.

8. Will You Wake Up ?

- Sing the following prayer.

God, be in my mind and in my thinking.

God, be in my eyes and in my looking.

God, be in my ears and in my listening.

God, be in my hands and in my doing.

God, be in my legs and in my walking.

God, be in my heart and in my feelings.

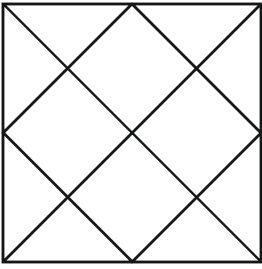
- નીચે આપેલા વિકલ્પોમાંથી યોગ્ય વિકલ્પ શોધીને ખાલી જગ્યામાં લખો તથા તેનું યોગ્ય કારણ જણાવો.

[milk, rose, early morning, school, rice and dal]

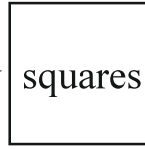
Example :

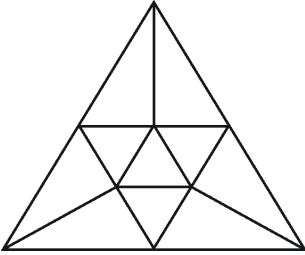
1. What will you drink ? Milk
(It is tasty. / It has energy. / It is spicy.)
2. What will you eat ? _____
(It is tasty. / It is hot. / It is sweet)
3. What will you smell ? _____
(It is nice. / It is sweet. / It is beautiful.)
4. Where will you go ? _____
(To stand. / To study. / To sleep.)
5. When will you wake up ? _____
(To exercise / To remain healthy / To play)

• **Count and write.**

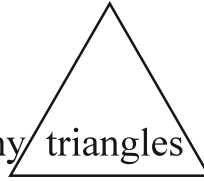


1. How many squares are there in this picture ?





2. How many triangles are there in the picture ?





3. How many glasses are there in the picture ?



4. How many animals are there in the picture ?

- **Study the table.**

Stall No.	Activity	Name of the Co-ordinator
1	Paper Work	Ms Sushilaben Patel
2	Clay Work	Ms Saberabebi Sidat
3	Action Songs	Ms Hemlataben Parmar
4	Play / Drama	Mr Bipin Parekh
5	Story Telling	Mr Prakash Parmar
6	Paste Work	Ms Nimishaben Patel
7	Painting	Mr Chhakabhai Chaudhari
8	Rangoli	Ms Ritaben Kher
9	Science Experiments	Ms Anitaben Chauhan
10	Funny Games	Mr Jashvantsinh Kher

- **Answer the questions.**

Example :

❖ How many stalls will be there at Balmela ?

→ There will be 10 stalls at Balmela.

Q.1 Who will be the co-ordinator of the Rangoli stall ?

A.1 _____

Q.2 Jigar wants to perform action songs. At which stall will he go ?

A.2 _____

Q.3 What will you make at stall number 1 ?

A.3 _____

Q.4 What materials you will require to participate at stall number 7 ?

A.4 _____

Q.5 You love to say stories. Where will you go for this activity ?

A.5 _____

- આપેલ વર્તન માટે આપનું મંતવ્ય લખો.

Example :

- ❖ My friend wants to cut down a tree ?

What will you do ?

I will stop him from doing this.

1. Nisarg keeps a bird in a cage.

What will you do ?

I will _____

2. Dharam uses the solar energy.

Will you use the solar energy ?

3. Hitesh throws plastic bag in the garden.

Will you do the same thing ?

4. The teacher tells the students to wake up early morning.

What will you do ?

I will _____

● **Std.-6 sem-2, Unit-4, Page No. 40** ઉપર ‘Mafatlal’s Egg’ નામક એક વાર્તા આપેલી છે. તેનું વાંચન કરી નીચે આપેલા પ્રશ્નોના જવાબ આપો.

● સાચો વિકલ્પ પસંદ કરી તેના ઉપર (✓) ની નિશાની કરો.

1. The name of the story is

(a) Hen’s egg (b) Mafatlal’s egg (c) Chhaganlal’s egg

2. Mr. Mafatlal saw an egg

(a) in the market (b) in the nest (c) under the tree

3. Who said this line ?

“What is there in your hand ?”

(a) Chhaganlal (b) Maganlal (c) Mafatlal

4. Mr. Mafatlal will sell hens and eggs to become.

(a) rich (b) lucky (c) clever

5. The egg slipped from Chhaganlal’s

(a) legs (b) fingers (c) mouth

● **Complete the dialogue based on the story.**

Mafatlal : Aha, an egg ! I’m _____ .

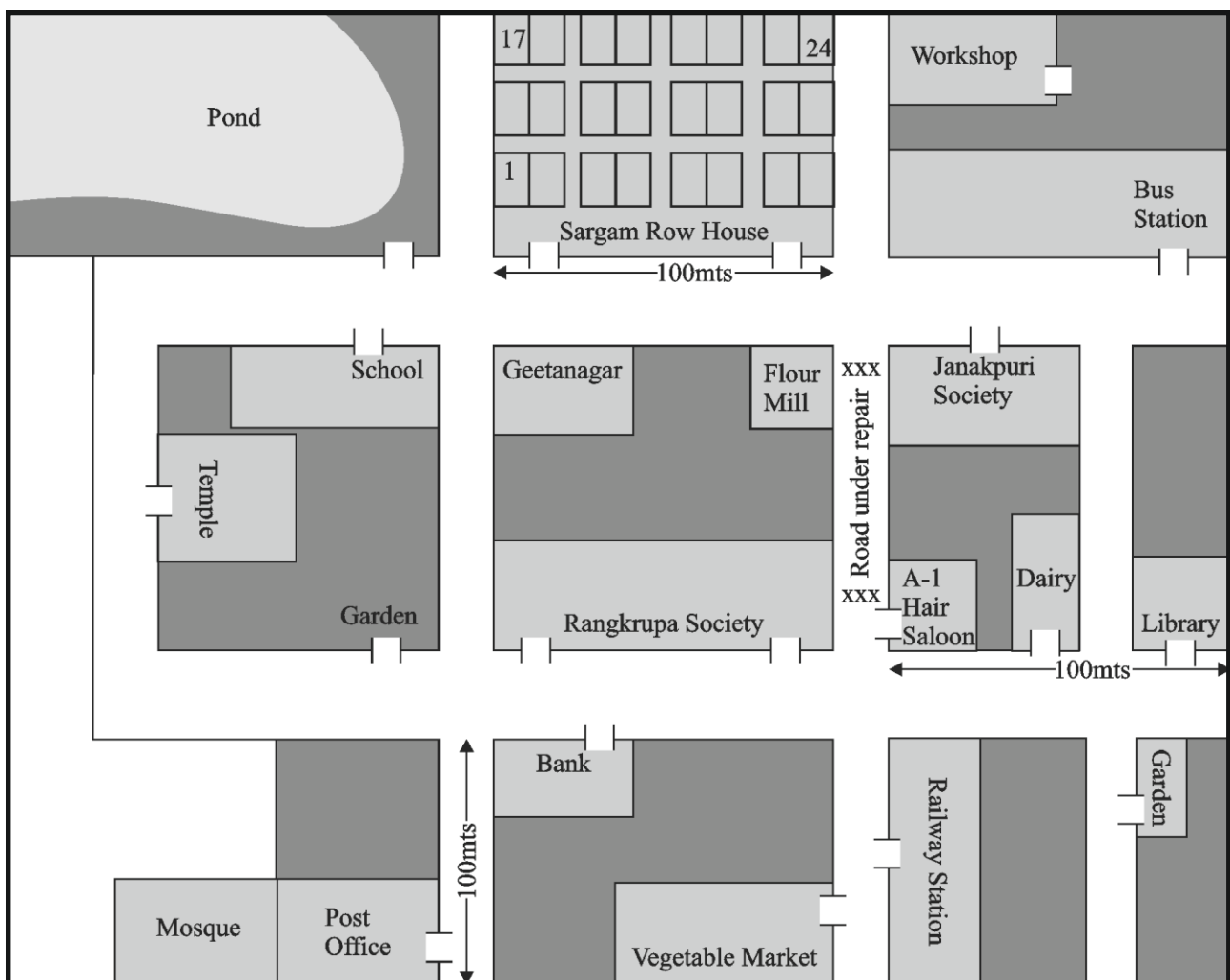
Chhaganlal : Hello Mafatlal. What is there in _____ ?

Mafatlal : _____ . It will make me rich.

Chhaganlal : An egg will make you rich ! How come ?

Mafatlal : I shall not _____ . I shall put it
_____ . It _____ warm there.
Soon a chick will _____ .

• Look at the map and answer the questions.



1. You want to go to library from your school. How will you reach there?

I will take a right turn from school. I will walk for 200 meters and will take a right turn to reach library.

2. You are at the railway station and you want to go to the bus station.
How will you go ?

3. Which route will you take to reach the temple from the bank ?

4. How will you go to school from the vegetable market ?

● **Solve the riddles.**

Example : We can travel by it.

B	U	S
---	---	---

(BOOK, BASKET, BALLOON, BRUSH, BED, BALL)

1. We can sleep on it.

--	--	--

2. We can read it.

--	--	--	--

3. We can clean our teeth with it.

--	--	--	--	--

4. We can play with it.

--	--	--	--

5. We can put things in it.

--	--	--	--	--	--

6. We can fill air in it.

--	--	--	--	--	--	--

- **Write the following paragraph in the space given below.**

This is the story of a very small and very hungry caterpillar. He eats one apple on Monday, two pears on Tuesday, three plums on Wednesday, four strawberries on Thursday, five oranges on Friday, and on Saturday he has an enormous feast. The caterpillar grows from a small egg to a beautiful butterfly and at the same time manages to nibble his way through the pages of the book!

9. Fifth Of The Sixth

- **Recite the song.**

I want to be a kite

So that I can rise

Above this building's height.

I want to be a bird

So that I can fly

And reach above that kite.

I wish to be a cloud

So that I can move

Above those little birds.

I wish to be a plane

So that I can rise

Above the clouds and the hills.


- **Fill in the blanks.**

1. I want to rise. So, I wish to be a _____ .


2. I want to fly. So, I wish to be a _____ .

3. I want to move above little birds. So, I wish to be a _____.


- ચિત્ર દોરીને રંગ પૂરો.



kite



plane



bird

- ઉદાહરણ સમજીને આવા બીજા વાક્યો બનાવો.

(1) Roll number one is Mitesh. He is first in the register.

(2) Roll number two is Farhan. He is second in the register.

- ❖ Write the name of your 5 classmates.

Roll Number	Order	Name
1	First	

- ❖ Make the sentences based on the above table.

1. _____
2. _____
3. _____
4. _____
5. _____

- **Find out the animals / birds / insects.**

Example : beard - bear

- | | |
|--------------------|-------------------|
| 1. PLANT - _____ | 2. COWARD - _____ |
| 3. CROWDED - _____ | 4. CATCH - _____ |
| 5. RATION - _____ | 6. BATCH - _____ |

- **Use the same alphabet twice and make a word.**

- | | |
|---------------|-------------------|
| (1) D _____ R | (2) L _____ K |
| (3) F _____ D | (4) F O _____ O W |
| (5) T R _____ | (6) N I _____ L E |

- **Recite and sing the poem.**

Dance, little baby, dance up high,

Never mind baby, mother is by;

Crow and caper, caper and crow,

There little baby, there you go;

Up to the ceiling, down to the ground,

Backwards and forwards, round and round.

Then dance, little baby, and mother shall sing,

With the merry gay coral, ding, ding, a-ding, ding.

- *Ann Taylor*

PRACTICE PAPER

પ્રશ્ન-1 (અ) કૌંસમાં આપેલા વિકલ્પોમાંથી યોગ્ય વિકલ્પ પસંદ કરી ખાલી જગ્યા પૂરો.

1. _____ I come in, sir ? (May, Will)
2. Today _____ holiday. (was, is)
3. _____ can store water for two weeks. (camel, lion)
4. Rohanbhai is _____ tea. (making, make)
5. _____ got a note. (Birju, The sarpanch)

પ્રશ્ન-1 (બ) નીચે આપેલી rhyme માંથી rhyming words લખો.

I lived in a funny town,
Where everything was upside down.
The birds walk and the humans flew,
Where the trees were totally blue.
The bear was gentle, kind and sweet.
He never ate raw meat.

1. _____—_____
2. _____—_____
3. _____—_____

પ્રશ્ન-1 (ક) નીચેના વિધાનોમાં સાચા માટે True અને ખોટા માટે False લખો.

1. The sarpanch caught the dacoits. _____
2. The camel has thick pads. _____
3. Bheem made the dish avial. _____

4. Avial is famous in kerala.

5. Kangaroo can run.

પ્રશ્ન-2 (અ) શબ્દોને યોગ્ય ક્રમમાં ગોઠવી અર્થપૂર્ણ વાક્ય બનાવો.

1. name/ my/ Suresh/ is

2. bag/ is/ a/ this

3. am/ Mina/ I

4. read/ can/ I

5. girl / is/ a/ Mona

પ્રશ્ન-2 (બ) નીચે આપેલા પ્રશ્નોનાં ટૂંકમાં જવાબ આપો.

1. Who caught the dacoits ?

2. Was chhotu an elephant ?

3. Who is known as ship of the desert ?

4. What was the name of the dish ?

પ્રશ્ન-2 (ક) સરખા ઉચ્ચારવાળા શબ્દોની નીચે લીટી દોરો.

1. flour = floor flower

2. plane = plan plain

3. hear = hare here

4. tell = tale tail

5. sky = key fly

પ્રશ્ન-૩ (અ) જોડકાં જોડો.

A

1. fast
2. unhappy
3. bad
4. now
5. short

B

- a. then
- b. long
- c. slow
- d. good
- e. happy

પ્રશ્ન-૩ (બ) નીચે આપેલા શબ્દોમાંથી જુદા પડતાં શબ્દોની નીચે લીટી દોરો.

- | | | | |
|-----------|-----------|-------|---------------|
| 1. Red | White | Color | Blue |
| 2. Eraser | Chocolate | Paper | Sharpener |
| 3. Chili | Salt | Sugar | Dish |
| 4. Pond | River | Sea | Swimming Pool |

પ્રશ્ન-૪ (અ) નીચે આપેલ ફકરો વાંચી તેના આધારે પ્રશ્નોના જવાબ આપો.

There was a small village in the mountains. The name of the village was Surajpur. There was a big forest all around Surajpur. People in Surajpur were happy. They worked hard and grew good crops. Birju, a young man, also lived in Surajpur. He was tall and handsome. He was wealthy too. But he was not brave.

1. Where was Birju lived ?
2. What was there around Surajpur ?
3. People of Surajpur worked hard. True or False
4. Who was wealthy ?
5. short x _____

પ્રશ્ન-4 (બ) નીચે આપેલ શબ્દોને alphabetના ક્રમમાં ગોઠવો.

Orange, apple, watermelon, Grapes, carrot, peas,

પ્રશ્ન-4 (ક) નીચે આપેલ ખાલી જગ્યામાં ખૂટતા અક્ષરો મૂકી સ્પેલિંગ પૂર્ણ કરો.

1. b _ t t _ r

2. g _ r d _ n

3. g _ o _ p

4. s w _ _ t

પ્રશ્ન-5 (અ) યોગ્ય વિકલ્પ વડે ખાલી જગ્યાઓ પૂરી ફકરો પૂર્ણ કરો.

(1) Independence Day (કૌંસમાં આપેલા વિકલ્પો પૈકી યોગ્ય વિકલ્પ પસંદ કરી નિબંધ લખો.)

We celebrate our Independence Day on _____ (15th August, 26th January) It is our _____ (national, religious) festival. We hoist the _____ (balloon, flag) on this day. We _____ (speak, sing) 'Jan Gan Man', our national _____ (song, anthem). Independence Day _____ (is, was) celebrated with joy and _____ (happiness, sadness). We remember our _____ (social workers, freedom fighters) for their sacrifice.

પ્રશ્ન-5 (બ) કૌંસમાં આપેલા શબ્દોનો ઉપયોગ કરી પ્રશ્નો બનાવો.

1. We visited the zoo yesterday. (When)

2. Birju was brave. (Who)

3. Hetal is going to the market. (Where)

4. Mittu is drinking a juice. (What)

For New Words

[illegible]